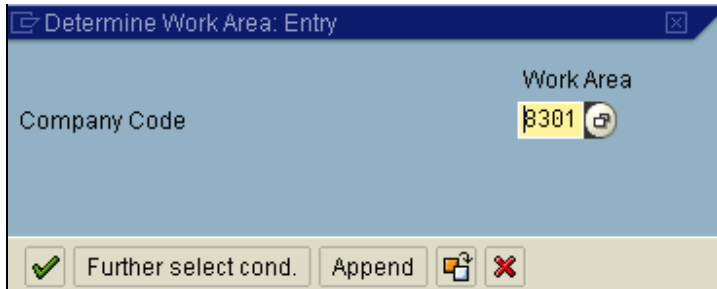


Step by Step Procedure to Create Business Place

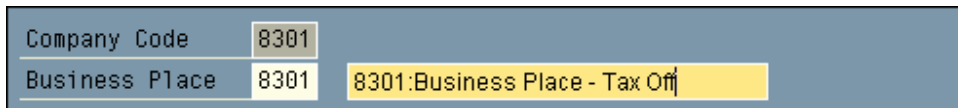
DEFINE BUSINESS PLACES:

- ✓ SPRO → REF IMG → Financial Accounting → Financial Accounting Global Settings → Withholding Tax → Extended Withholding Tax → Basic Settings → India → Define Business Places



and press enter

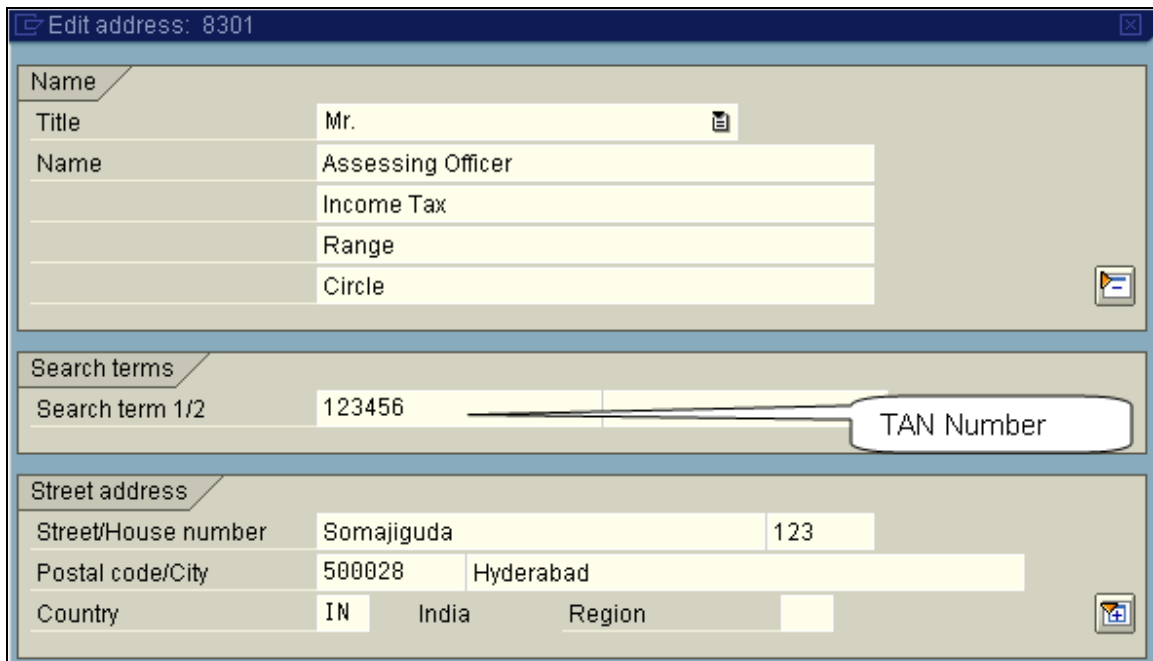
Select NEW ENTRIES



and

SAVE.

Then it will display the below screen. Enter the data as shown in the below screen. After finishing entering data press enter and then SAVE.



Step by Step Procedure to Create Business Place

ASSIGN FACTORY CALENDARS TO BUSINESS PLACES:

- ✓ SPRO → REF IMG → Financial Accounting → Financial Accounting Global Settings → Withholding Tax → Extended Withholding Tax → Basic Settings → India → Assign Factory Calendars to Business Places

Select NEW ENTRIES

Calendar for Payment Due date-EWT India				
	Company C...	Business...	Fact...	Tax Due Date Rule
	8301	8301	01	Day After

and SAVE.

Resource Guide

Recommended Reading

mySAP Certification - Criteria For Application

The guidelines: Criteria to applying for a SAP Certification:

<http://www.erpgreat.com/general/mysap-certification.htm>

Useful Reports Tcode in SAP Financial Accounting

All those useful reports in Financial Module.

<http://www.erpgreat.com/financial/useful-reports-tcode-in-sap-financial-accounting.htm>

What Is New General Ledger Accounting

An overview of the New GL Accounting.

<http://www.erpgreat.com/financial/what-is-new-general-ledger-accounting.htm>

SAP Controlling FAQ

List of Frequently Asked Questions on FICO.

<http://www.erpgreat.com/financial/sap-controlling-faq.htm>

How To Make a Residual Payment To a Vendor

The steps to make residual payment to vendor.

<http://www.erpgreat.com/financial/how-to-make-a-residual-payment-to-a-vendor.htm>